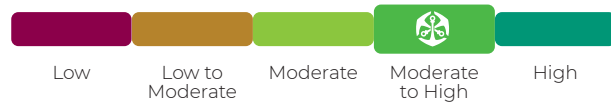




# OLD MUTUAL MANAGED ALPHA EQUITY FUND

## FUND INFORMATION

### RISK PROFILE



### RECOMMENDED INVESTMENT TERM



### BENCHMARK:

FTSE/JSE Capped All Share Index ("Capped All Share")\*

\* Please note the benchmark changed from the FTSE/JSE Capped Shareholder Weighted Index ("Capped SWIX"), effective from 1 December 2025.

### ASISA CATEGORY:

South African – SA Equity – General

### FUND MANAGER(S):

Warren McLeod & Reza Faki  
(Old Mutual Investment Group)

### LAUNCH DATE:

23/12/1998

### SIZE OF FUND:

R2.3bn

### DISTRIBUTIONS: (Half-yearly)\*

Date	Dividend	Interest	Total	Total %
31/12/2025	97.72c	8.48c	106.20c	0.71%
30/06/2025	143.86c	10.50c	154.37c	1.28%

\* Class A fund distributions

### TAX REFERENCE NUMBER:

3379/433/18/2

CODES	JSE	ISIN
<b>Class A</b>	OMAA	ZAE000135786
<b>Class B1</b>	OAMB1	ZAE000199139

### FUND OBJECTIVE

The fund aims to achieve steady growth of capital and a higher return than the average general equity fund. It is managed using a proprietary quantitative investment process.

### WHO IS THIS FUND FOR?

This fund is suited to investors with a long-term investment horizon seeking to maximise growth and who are able to accept the risks associated with equity funds.

### INVESTMENT MANDATE

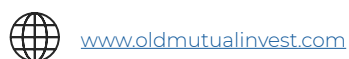
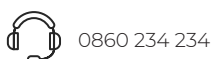
The fund invests in equities listed on the JSE Securities Exchange (JSE). Derivatives may be used for efficient portfolio management purposes.

### REGULATION 28 COMPLIANCE

The fund aims to achieve long-term inflation-beating growth, and therefore may hold a higher allocation to equities than what is allowed in terms of Regulation 28 of the Pension Funds Act. This fund is therefore not Regulation 28 compliant.

## CONTACT DETAILS

Funds are also available via Old Mutual Wealth and MAX Investments.

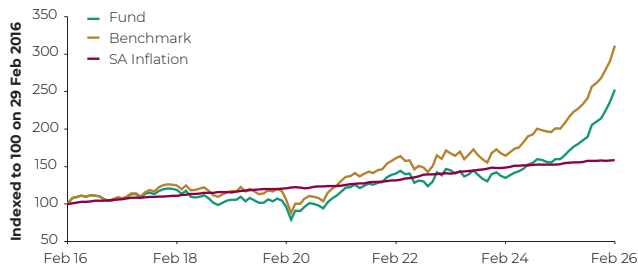




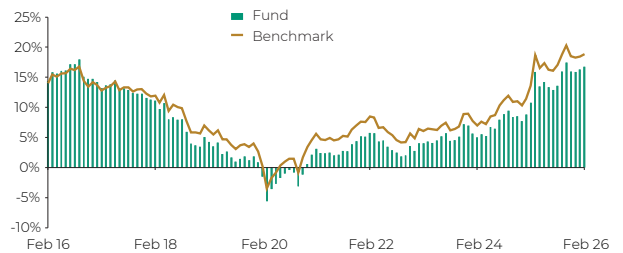
# OLD MUTUAL MANAGED ALPHA EQUITY FUND

## FUND PERFORMANCE AS AT 28/02/2026

### CUMULATIVE PERFORMANCE: 10 YEARS TO 31 DECEMBER 2025



### 5-YEAR ANNUALISED ROLLING RETURNS (FUND VS BENCHMARK)



Past performance is no indication of future performance.  
 Benchmark: SWIX Index from 1 July 2009 to 30 June 2017. Capped SWIX Index from 1 July 2017 to date.

% Performance (Annualised)						
	1-Yr	3-Yr	5-Yr	7-Yr	10-Yr	Since Inception <sup>1</sup>
Fund (Class A)	58.1%	20.4%	16.7%	13.3%	9.7%	13.6%
Fund (Class B1) <sup>2</sup>	58.7%	20.9%	17.2%	13.7%	10.1%	-
Benchmark <sup>3</sup>	55.3%	22.9%	18.9%	15.0%	12.0%	15.5%

<sup>1</sup> Performance since inception of the fund.  
<sup>2</sup> Inception: 31 January 2015. Class B1 fund is available through investment platforms such as Old Mutual Wealth.  
<sup>3</sup> Benchmark:  
 SA – Equity – General sector from inception of fund to 30 June 2009, SWIX Index from 1 July 2009 to 30 June 2017. Capped SWIX Index from 1 July 2017 to 7 December 2025. Capped All Share from 8 December 2025.

Performance measurements over periods shorter than the recommended investment term may not be appropriate. Past performance is no indication of future performance. Fund returns are net of fees and measured against the benchmark.

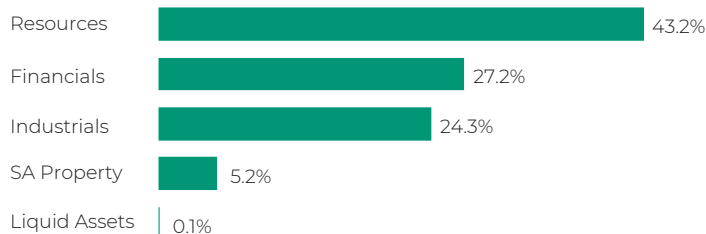
Rolling 12-Month Return	Highest	Average	Lowest
Fund (Since Inception)	64.5%	13.8%	-31.5%

Risk Statistics (Since Inception)	
Maximum Drawdown	-36.3%
Months to Recover	20
% Positive Months	61.8%
Annual Standard Deviation	14.8%
Sharpe Ratio	0.41

Risk statistics are calculated based on monthly performance data from inception of the fund.

## FUND COMPOSITION

### ASSET & PERCENTAGE ALLOCATION



### PRINCIPAL HOLDINGS AS AT 31/12/2025

Holding	% of Fund
Naspers Ltd	9.1%
Gold Fields Ltd	8.3%
AngloGold Ashanti Plc	6.1%
FirstRand Ltd	5.1%
MTN Group Ltd	4.3%
Standard Bank Group Ltd	4.0%
Impala Platinum Holdings Ltd	4.0%
Capitec Bank	3.8%
Valterra Platinum Ltd	3.7%
Anglo American Plc	3.3%



# OLD MUTUAL MANAGED ALPHA EQUITY FUND

## PORTFOLIO MANAGERS COMMENTARY

OLD MUTUAL INVESTMENT GROUP



### WARREN MCLEOD

- BBusSc (Hons), BCom (Hons), MBusSc
- 28 years of investment experience



### REZA FAKIE

- BBusSc (Actuarial Science): Quantitative Science, CFA® Charterholder
- 16 years of investment experience

Global equities closed 2025 on a strong note, with quarter four adding to an already impressive year. In US dollar terms, global stocks rose 22.9% for the year, supported by resilient corporate earnings and easing inflationary pressures. While mega-cap technology initially led the rally, leadership broadened in the final quarter, signalling healthier market breadth. The S&P 500 delivered roughly 2.3% in dollar in quarter four and 18% for 2025. Non-US equities outperformed, continuing the reversal of a decade-long trend. The MSCI All Country World ex-US ended up 4.7% in US dollar in quarter four, and 33% over 2025, despite tariff-related uncertainties earlier in the year. This shift underscores renewed investor appetite for diversification beyond US markets.

A key driver of risk assets was the global rate environment. The US Federal Reserve delivered its third consecutive 25 basis points cut in December, bringing the federal funds rate to 3.50%-3.75%. While Federal Open Market Committee minutes revealed a split committee, the prevailing narrative of a "soft landing" and data-dependent approach buoyed sentiment. Lower rates pressured the dollar, boosting flows into emerging markets and supporting non-US equities.

Precious metals were standout performers in quarter four. Gold repeatedly set record highs in December, surpassing US\$4 500/oz intraday, driven by haven demand, central

bank buying, and declining real rates. Silver and platinum mirrored this strength, reinforcing the "debasement trade". Late-year dollar weakness and thin liquidity amplified these moves, making metals one of the quarter's most compelling stories.

Domestically, the backdrop was equally constructive. A positive November budget, National Treasury's formal move toward a lower inflation target, and incremental progress on infrastructure bottlenecks, complemented global tailwinds. South African bonds and the rand capped stellar years, with the 10-year yield at 8.4% and the rand strengthening to 16.59 against the US dollar.

While growth remains uneven, encouraging signs emerged: quarter three GDP grew 2.1%, inflation surprised positively, and lower energy prices improved sentiment. South African equities rallied strongly, gaining 9.5% in rand terms and 13.6% in dollar terms in quarter four. Notably, financials staged a sharp re-rating from depressed valuations, signalling early signs of market breadth beyond resource counters.

Looking back at the full calendar year, South African assets stood out in a global context. In rand terms, domestic bonds delivered equity-like returns of 24%, property 30%, and equities 43%. In US dollar terms, the outperformance of domestic assets versus global peers was more

pronounced thanks to rand strength in excess of 10% against the dollar over the year.

In equity markets, developed (DM) and emerging markets (EM) both performed well for the quarter. Global equities performed well for the quarter with the MSCI All Country World Index (ACWI) up 7.6% (net) in US dollar. DMs were up 7.3%, while EM shares were up 10.6% for the quarter. The local market, proxied by the FTSE/JSE Capped SWIX, also performed well returning 9.5% for the quarter and 43.4% year-to-date. The Financial 15 Index and Resource 10 Index were up for quarter, posting returns of 18.9% and 10.3% respectively, while the Industrial 25 Index was down by -2%.

The fund outperformed the benchmark for the quarter ending in December 2025. The largest contributors were the momentum and quality factors, while its positioning in value detracted from performance.

The largest contributor, on a sector basis, was from the fund's overweight position to materials, as well as the stock selection within the sector. The fund's underweight positions to financials, as well as stock selection within the sector detracted from performance.

The current position of the fund is to gain from shares which have a higher-than-average momentum and sensitive to long term interest rates exposures.

Source: Old Mutual Investment Group as at 31/12/2025

## OTHER INVESTMENT CONSIDERATIONS

### ONGOING

	Class A	Class B1
Annual service fees (excl. VAT)	1.35%	1.00%

Please note: Class B1 is available through investment platforms such as Old Mutual Wealth.

The fee is accrued daily and paid to the management company on a monthly basis. Other charges incurred by the fund, and deducted from its portfolio, include audit, custodian and trustee charges and service fees of collective investment schemes in which the fund holds interests. These are included in the TER.

Total Expenses (Incl. Annual Service Fee) (31/12/2025)	36 Months		12 Months	
	Class A	Class B1	Class A	Class B1
Total Expense Ratio (TER) Incl. VAT	1.58%	1.18%	1.58%	1.17%
Transaction Cost (TC)	0.21%	0.21%	0.16%	0.16%
Total Investment Charge	1.79%	1.39%	1.74%	1.33%

Please note: Class B1 is available through investment platforms such as Old Mutual Wealth.

TER is a historic measure of the impact the deduction of management and operating costs has on a fund's value. A higher TER does not necessarily imply a poor return, nor does a low TER imply a good return. The current TER, which includes the annual service fee, may not necessarily be an accurate indication of future TERs. Transaction Cost (TC) is a necessary cost in administering the fund and impacts fund returns. It should not be considered in isolation as returns may be impacted by many other factors over time including market returns, the type of fund, the investment decisions of the investment manager and the TER. The TER and TC cannot be determined accurately for the funds that are less than one year old. Calculations are based on actual data where possible and best estimates where actual data is not available.



# OLD MUTUAL MANAGED ALPHA EQUITY FUND

## MINIMUM INVESTMENTS

Monthly: R500  
Lump sum: R10 000  
Ad hoc: R500 (in addition to your monthly or lump sum investment)

### LOW BALANCE CHARGE

Effective from 31 March 2025, a Prescribed Minimum Balance of R10 000 per fund per investment contract will apply. Failure to maintain the Prescribed Minimum Balance in any such fund will result in a Low Balance Charge\* of R30 per month excluding VAT being incurred. However, if there is an existing monthly debit order of a minimum of R500 into each underlying fund within your investment contract, the Low Balance Charge will not apply. Please refer to the [link for a full disclosure](#) on how the Low Balance Charge will apply to your investments.

\* This charge will not apply if investing via investment platforms such as Old Mutual Wealth.

### INITIAL CHARGES (Excl. VAT):

Initial adviser fee will be between 0% and 3.00%.

## DISCLOSURES

**We aim to treat our clients fairly by giving you the information you need in as simple a way as possible, to enable you to make informed decisions about your investments.**

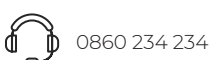
- We believe in the value of sound advice and so recommend that you consult a financial planner before buying or selling unit trusts. You may, however, buy and sell without the help of a financial planner. If you do use a planner, we remind you that they are entitled to certain negotiable planner fees or commissions.
- Investments in unit trusts should ideally be a medium- to long-term strategy that takes cognisance of the Recommended Investment Term of each individual fund as stipulated in its Minimum Disclosure Document. A fund's or an investment strategy's ability to provide benchmark performance, or to achieve its performance target over its Recommended Investment Term on a net of fee basis may be impacted by market illiquidity, differences in fund and market pricing points, concentration risk and other local (and where applicable global) events, such as market- and political developments, macro-economic factors and healthcare risks such as Covid-19, amongst others. Your fund value may therefore go up or down and the investment capital or return on your investment is not guaranteed. How a fund has performed in the past does not necessarily indicate how it will perform in the future.
- The fund fees and costs that we charge for managing your investment are disclosed in this Minimum Disclosure Document (MDD) and in the table of fees and charges, both of which are available on our public website or from our contact centre.
- Additional information of the proposed investment, including brochures, application forms and annual or quarterly reports, can be obtained, free of charge, from Old Mutual Unit Trust Managers (RF) (Pty) Ltd, from our public website at [www.oldmutualinvest.com](http://www.oldmutualinvest.com) or our contact centre on 0860 234 234.
- Our cut-off time for client instructions (e.g. buying and selling) is at 15:00 each working day for all our funds, except for our money market funds, where the cut-off is at 12:30.
- The valuation time is set at 15:00 each working day for all our funds, excluding our money market funds which is at 13:00, to determine the daily ruling price (other than at month-end when we value the Old Mutual Index Funds and Multi-Managed Fund of Funds range at 17:00 close). Daily prices are available on the public website and in the media.
- Unit trusts are traded at ruling prices, may borrow to fund client disinvestments and may engage in scrip lending. The daily ruling price is based on the current market value of the fund's assets plus income minus expenses (NAV of the portfolio) divided by the number of units on issue.
- Excessive daily withdrawals from the fund may place the fund under liquidity pressures. In such circumstances a process of ring-fencing of withdrawal instructions and/or managed payouts over time may be followed.
- The Net Asset Value to Net Asset Value figures are used for the performance calculations. The performance quoted is for a lump sum investment. The performance calculation includes income distributions prior to the deduction of taxes and distributions are reinvested on the ex-dividend date. Performances may differ as a result of actual initial fees, the actual investment date, the date of reinvestment and dividend withholding tax. Annualised returns are the weighted average compound growth rates over the performance period measured. Performances are in ZAR and as at 28 February 2026. Source: Morningstar.

Old Mutual Unit Trust Managers (RF) (Pty) Ltd, registration number 1965 008 47107, is a registered manager in terms of the Collective Investment Schemes Control Act 45 of 2002. Old Mutual is a member of the Association for Savings and Investment South Africa (ASISA). Old Mutual Unit Trust Managers has the right to close the portfolio to new investors in order to manage it more efficiently in accordance with its mandate.

Trustee: Standard Bank, PO Box 54, Cape Town 8000. Tel: +27 21 401 2002, Fax: +27 21 401 3887

## CONTACT DETAILS

Funds are also available via Old Mutual Wealth and MAX Investments.



0860 234 234



[www.oldmutualinvest.com](http://www.oldmutualinvest.com)



[unittrusts@oldmutual.com](mailto:unittrusts@oldmutual.com)



[Invest now](#)